



Trepan Bur | 227A



For explantation.

The trepan burs 227A permit safe explantation of all implants with diameters of 2.5, 3.3, 4 and 5 mm and is available in four sizes.

What are the advantages of these trepan burs?

- The laser depth markings at 7, 10, 13 and 16 mm permit precise exposure of the implants to the required depth.
- The openings in the working area of the bur permit a better vision on the surgical site and furthermore facilitate ejection of the bone cylinders.

- The trepan burs made of stainless steel feature a high-efficiency toothing specially designed for cutting bone and guarantee gentle treatment.
- The indication of the dimensions on the instrument shank enables easy identification of the four sizes.


Application:

1. Opening the mucosa.
2. Exposing approx. 1 – 2 mm of the upper part of the implant as guiding aid for the trepan bur.
3. Explantation of the implant with trepan bur in an intermittent mode applying constant external cooling.

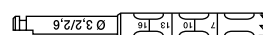
The implant can then be removed with extraction forceps performing a slight rotational movement.



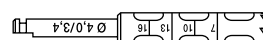
Recommendations of use:

- Recommended speed:
 opt. 800 – 1.000 rpm
- To be used in the green contra-angle (reduction at least 10 : 1) under constant external cooling with sterile physiological saline solution.

Trepan burs 227A - (Max. length 18 mm)			
Size	Ø Outer	Ø Inner	Ø Implant
032	3,2 mm	2,6 mm	max. 2,5 mm
040	4,0 mm	3,4 mm	max. 3,3 mm
050	5,0 mm	4,1 mm	max. 4,0 mm
060	6,0 mm	5,1 mm	max. 5,0 mm



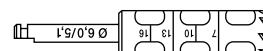
227A.204.032



227A.204.040



227A.204.050



227A.204.060

