



PathGlider. Builds the bridge
to mechanical preparation.





Glide from one advantage to the next.

The creation of a glide path is an indispensable step to ensure the successful preparation of the root canal. It facilitates the correct assessment of the anatomy of the root canal and guarantees that all subsequent files work safely and efficiently. Our PathGlider offers enormous advantages compared to the manual preparation of the root canal with hand files.



Reduced risk of inadvertent canal transportation

Thanks to highly flexible NiTi and the non-cutting instrument tip, the PathGlider is perfectly capable of following the course of the canal, thus reducing the risk of inadvertent canal transportation, undesirable steps etc.



Gentle preparation

Thanks to its taper of .03, the transition from the PathGlider to the subsequently used file system (e.g. F360 – taper .04) is particularly easy and gentle.



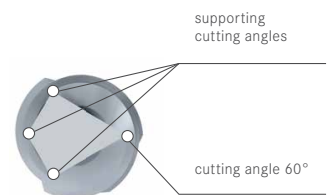
Time saved

The PathGlider creates the glide path in considerably less time than manual instruments, allowing the user to save precious time.



Easy handling

The PathGlider can be combined with any file system. The unique kite-shaped cross-section ensures the creation of smooth canal walls and excellent control of the file inside the canal.



Kite-shaped cross-section

[01] **Probing**


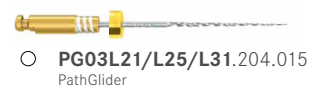
Initial probing with a hand file and determination of the working length, e.g. with a K- or Patency-File in size 010.

[02] **Creation of a glide path**

Mechanical preparation of the glide path with the PathGlider in size 015. The PathGlider is also available in size 020 and in three lengths (21, 25 and 31 mm).

[03] **Preparation**

of the root canal, for example with F360, F6 SkyTaper or R6 ReziFlow.



opt. 300 rpm
Torque: 0,5 Ncm

STERILE R



Komet Dental

Gebr. Brasseler GmbH & Co. KG

Trophagener Weg 25 · 32657 Lemgo

Postfach 160 · 32631 Lemgo · Germany

Verkauf Deutschland:

Telefon +49 (0) 5261 701-700

Telefax +49 (0) 5261 701-289

info@kometdental.de

www.kometdental.de

Export:

Telefon +49 (0) 5261 701-0

Telefax +49 (0) 5261 701-329

export@kometdental.de

www.kometdental.de

Brasseler®, Komet®, CeraBur®, CeraCut®, CeraDrill®, CeraFusion®, CeraPost®, CompoClip®, CompoStrip®, DC1®, DCTherm®, FastFile®, F360®, F6 SkyTaper®, H4MC®, MicroPlant®, OptiPost®, PolyBur®, TissueMaster®, TMC® and TissueMaster Concept® are registered trademarks of Gebr. Brasseler GmbH & Co. KG.

Some of the products and designations mentioned in the text are trademarked, patented or copyrighted. The absence of a special reference or the sign ® should not be interpreted as the absence of legal protection.

This publication is copyrighted. All rights, also with regard to translation, reprint and reproduction (also in the form of extracts) are reserved. No part of this publication may be reproduced or processed using electronic systems in any form or by any means (photocopying, microfilm or other methods) without the written permission of the editor.

Colours and products subject to alterations.
Printing errors excepted.

As at July 2017